

Type AE - AN - D
Pomp zonder ventiel
Pompe sans vanne



Type	Description - Beschrijving	CEVAI
AE 35 C 9850	40 l/h - 4...18 bar - as 2 zijden/axe 2 plats+ rac. hydraul. ε	SU0235C01
AE 47 B 1366	40 l/h - 7...14 bar	SU0247B01
AE 47 C 7368	40 l/h - 5...12 bar	SU0247C01
AEV 47 C 1700	60 l/h - 0,5...3 bar - FPK 60	SU0247C02
AE 67 C 7361	80 l/h - 8...28 bar - + raccord hydraul. aansl.	SU0267C01
AE 97 C 7390	130 l/h - 0,5...3 bar - FPK 120	SU0297C02
AE 97 C 7296	130 l/h - 10...20 bar - met flens / à bride	SU0297C03
AN 47 A 1326	40 l/h - 7...14 bar	SU0147A01
AN 47 B 7327	40 l/h - 7...14 bar	SU0147B01
AN 47 C 1342	40 l/h - 7...14 bar	SU0147C01
AN 47 D 1339	40 l/h - 7...14 bar	SU0147D01
AN 67 A 7345	80 l/h - 10...20 bar	SU0167A01
AN 67 A 7238	80 l/h - 10...20 bar - met flens / à bride	SU0167A03
AN 67 B 1335	80 l/h - 10...20 bar	SU0167B01
AN 67 C 1336	80 l/h - 7...14 bar	SU0167C01
AN 67 C 7233	80 l/h - 10...20 bar - met flens / à bride	SU0167C07
AN 67 D 7252	80 l/h - 10...20 bar - met flens / à bride	SU0167D03
AN 77 A 7346	110 l/h - 10...20 bar	SU0177A01
AN 77 A 7256	110 l/h - 10...20 bar - met flens / à bride	SU0177A03
AN 77 C 7341	110 l/h - 10...20 bar	SU0177C01
D 47 A 7383	55 l/h - 7...25 bar - zware stookolie / fuel lourd	SU1047A01
D 57 C 7372	72 l/h - 10...28 bar - zware stookolie / fuel lourd	SU1057C01

Type AL - ALE - AS - AU
Pomp met ventiel, 1 trap
Pompe avec vanne, 1 allure



ALV 35 A 9626	40 l/h - 8...15 bar	SU0435A01
AL 35 C 9540=45	40 l/h - 8...15 bar	SU0435C04
AL 65 C 9588=89	80 l/h - 8...15 bar	SU0465C01
AL 75 C 9411	110 l/h - 4...18 bar - met flens / à bride	SU0475C03
AL 95 C 9412	130 l/h - 10...20 bar - met flens / à bride	SU0495C03
ALE 35 C 9329=19	40 l/h - 7...25 bar - as 2 zijden / axe 2 plats	SU0435C05
ALE 35 C 9334=24	40 l/h - 8...15 bar	SU0435C02
ASV 47 A 1636	40 l/h - 7...14 bar	SU0347A01
AS 47 A 7509	40 l/h - 7...16 bar - as 2 zijden / axe 2 plats	SU0347A05
AS 47 B 1537	40 l/h - 7...14 bar	SU0347B01
AS 47 C 1538=69	40 l/h - 7...14 bar	SU0347C01
AS 47 C 1603	40 l/h - 7...14 bar	SU0347C02
AS 47 C 7434=44	40 l/h - 7...14 bar - met flens / à bride	SU0347C03
AS 47 D 1539=96	40 l/h - 7...14 bar	SU0347D01
AS 47 D 1557	40 l/h - 7...22 bar - as 2 zijden / axe 2 plats	SU0347D05
AS 57 C 1544	57 l/h - 7...14 bar	SU0357C01
AS 57 C 7441	57 l/h - 7...14 bar - met flens / à bride	SU0357C03
AS 67 A 7466	80 l/h - 7...14 bar - met flens / à bride	SU0367A03
AS 67 B 1575	80 l/h - 10...15 bar	SU0367B01
AS 67 C 1570	80 l/h - 10...15 bar	SU0367C01
AS 67 C 7456	80 l/h - 10...15 bar - met flens / à bride	SU0367C03





Type AU-V
Universele pomp
Pompe universelle

AUV-47-R-9856	40 l/h - 4...25 bar - verst. / gicleur G & D - Kerosene	SU0047A01
AUV-47-L-9857	40 l/h - 4...25 bar - verst. / gicleur L & R - Kerosene	SU0047C01

Type AP - AR - AT - A2L
Pomp voor 2 traps brander
Pompe pour brûleur 2 allures



AP 47 A 1593	40 l/h - 3...28 bar - as 2 zijden / axe 2 plats	SU0547A05
AP 47 B 7561	40 l/h - 3...28 bar	SU0547B01
AP 47 C 7556	40 l/h - 3...28 bar	SU0547C01
AP 67 C 7559	80 l/h - 5 ...28 bar	SU0567C01
AP2 45 D 9566	45 l/h - 4...25 bar	SU0645D01
AP2 95 C 9590	135 l/h - 8...25 bar	SU0695C01
AR 65 A 9801	80 l/h - 12...25 bar	SU1765A01
AR 95 A 9802	135 l/h - 12...25 bar	SU1795A01
AT2 45 C 9563=41	45 l/h - 8...25 bar	SU0845C04
AT2 45 D 9544=38	45 l/h - 8...25 bar	SU0845D01
AT2 65 C 9556	80 l/h - 8...25 bar	SU0865C01
AT2 95 B 9592	135 l/h - 8...25 bar	SU0895B01
AT3 45 A 9559	45 l/h - 8...25 bar	SU0945A01
AT3 45 C 9558	45 l/h - 8...25 bar	SU0945C01
AT3 55 C 9550	65 l/h - 8...25 bar	SU0955C01
AT3 65 D 9568	80 l/h - 8...25 bar	SU0965D01
A2L 65 D 9703=05	80 l/h - 8...15 bar - 2 sproierlijn / 2 soties gicleur	SU1665D01
A2L 75 C 9706	110 l/h - 8...15 bar - 2 sproierlijn / 2 soties gicleur	SU1675C01
A2L 95 D 9702	135 l/h - 2 sproierlijn / 2 soties gicleur	SU1695D01

Type	Description - Beschrijving	CEVAI
Type AJ 	AJ 4 AC 1000 110 l/h - 10...20 bar - As / Axe 11mm	SU1104A01
	AJ 4 CC 1000 110 l/h - 10...20 bar - As / Axe 11mm	SU1104C01
	AJ 6 AC 1000 200 l/h - 10...20 bar - As / Axe 11mm	SU1106A01
	AJ 6 CC 1000 200 l/h - 10...20 bar - As / Axe 11mm	SU1106C01
Type J 	J 4 CAC 1000 110 l/h - 10...21 bar - 2,8...200 cSt	SU1203A01
	J 4 CBC 1000 110 l/h - 10...21 bar - 2,8...200 cSt	SU1203B01
	J 4 CCC 1000 110 l/h - 10...21 bar - 2,8...200 cSt	SU1203C01
	J 4 CDC 1000 110 l/h - 10...21 bar - 2,8...200 cSt	SU1203D01
	J 6 CAC 1000 200 l/h - 10...21 bar - 2,8...200 cSt	SU1206A01
	J 6 CAC 1002 200 l/h - 10...21 bar - 2,8...200 cSt	SU1206A03
	J 6 CBC 1000 200 l/h - 10...21 bar - 2,8...200 cSt	SU1206B01
	J 6 CCC 1000 Remplacé par / Vervangd door J6-CCE-1002	SU1206C01
	J 6 CCE 1002 200 l/h - 10...30 bar - 2,8...200 cSt	SU1206C05
	J 6 CDC 1000 200 l/h - 10...21 bar - 2,8...200 cSt	SU1206D01
	J 7 CAC 1001 300 l/h - 10...21 bar - 2,8...200 cSt	SU1207A01
	J 7 CCC 1001 300 l/h - 10...21 bar - 2,8...200 cSt	SU1207C01
	Filter Filtre 	A 35/47/55/57/65/6 H = 20mm - ø 51mm - BLUE
A 75/95 H = 23mm - ø 51mm - RED		SU310
A 77/97 rev.3		
A 7000 rev.2 H = 28mm - ø 51mm		SU313
AE-AN 77/97 rev.2		
AJ H = 34mm - ø 58mm		SU320
J & E-1001 type C H = 55mm - ø 58mm		SU330
Dichting deksel Joint couvercle	Kit SUNTEC-991533 (2 dichtingen + filter) (2 joints + filtre) AE...AU	SU400
	AE-AL-ALE-AN-AP-AR-AS-AT-AU	SU410
	A Voor nieuw vlak deksel - pour nouveau couvercle plat	SU415
	AJ	SU420
	E & J	SU430
Magneetventiel Electrovanne	AS 991435	SU510
	AL & A2L & AR & AU 991502 - Only AL Rev.2	SU522
	ALE 991600 (Zonder spoel - Sans bobine)	SU524
	AP 991455	SU530
	AP2 & AP3 991488	SU540
	Spoel / Bobine 3713798 - 230 Volt	SU590
Asdichting Bourrage d'arbre 	A.. & D 991552 (Old 991515)	SU610
	AJ	SU620
	J & E-1001 993007	SU630
Toebehoren Accessoires	Naaf ø32/54mm Adaptateur moyeu ø32/54mm	SU900
	Flens SUNTEC Bride SUNTEC	SU901
	Reductie 1/4M-1/8V Réduction 1/4" M - 1/8" F	SU950
	Koppeling x 6 Set de 6 accouplements	SU910
	As verlenging Prolongateur d'arbre ø8mm - 11mm	SU906
Kit lage druk Kit basse pression	Kit AJ drukregelaar / régulateur de pression 1...3 bar	SU807
	Kit A drukregelaar / régulateur de pression 1...3 bar	SU808